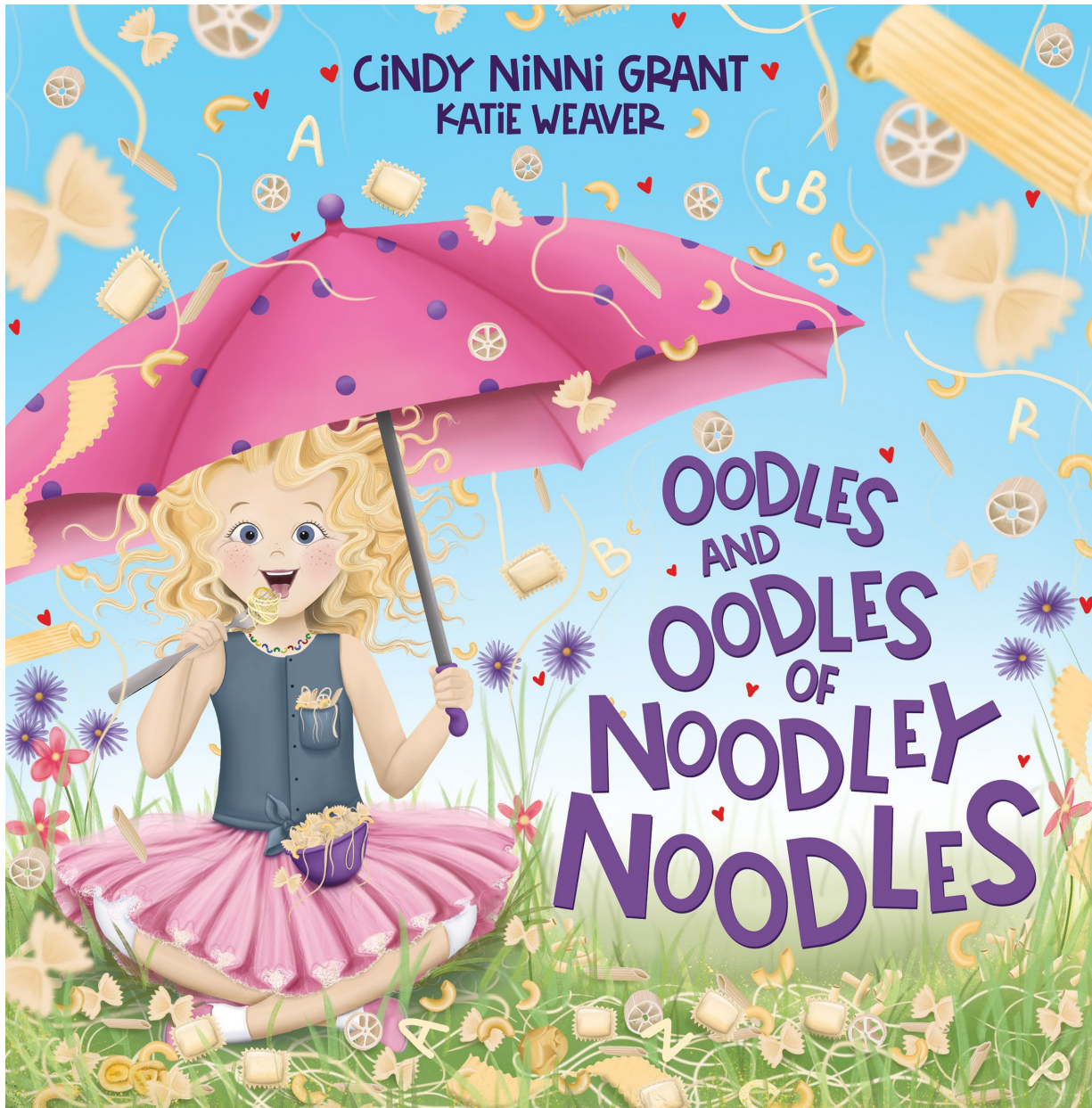


Oodles And Oodles Of Noodley Noodles Literature Lesson Plans



Kindergarten-2nd Grade

Oodles And Oodles Of Noodley Noodles **Literature Leson Plans**

Copyright © 2021 Cindy Ninni Grant. Lesson plan guide available for educational purposes only: may not be published or sold without prior written permission from the copyright holder.

Lessons written by Ellwyn Autumn, M.Ed.

Images provided by Cindy Ninni Grant, Katie Weaver, and Canva.com.


Created on Canva.com.



Oodles And Oodles Of Noodley Noodles Table Of Contents

Intentional Read Aloud: Main Idea	3
Writing Lesson: Main Idea	8
Main Idea Worksheet	11
Noddley Noodle Chart	12



Kindergarten-2nd Grade 
Intentional Read Aloud
Oodles And Oodles Of Noodley Noodles

**Common Core Standards For English Language Arts
Reading: Literature Grade 1**

Key Ideas & Details

CCSS.ELA-LITERACY.RL.1.1

Ask and answer questions about key details in a text.

CCSS.ELA-LITERACY.RL.1.2

Retell stories, including key details, and demonstrate understanding of their central message or lesson.

CCSS.ELA-LITERACY.RL.1.3

Describe characters, settings, and major events in a story, using key details.

Integration Of Knowledge & Ideas

CCSS.ELA-LITERACY.RL.1.7

Use illustrations and details in a story to describe its characters, setting, or events.

Lesson Objectives and Rationale:

Students Will Be Able To (SWBAT):

*Make connections between story content and real-life events.

*Find key details in a text

*Good readers are able to find key details in a book. It helps them to better comprehend it.

Preview Targeted Learning Behaviors:

*Sit with pretzel legs during the reading of the story (legs crisscrossed while sitting on the carpet).

*Look and listen to the speaker while they read the book.

Lesson Materials:

Oodles And Oodles Of Noodley Noodles, chart paper, different noodles

Targeted Vocabulary: noodles, oodles, pasta

Pre-Reading Focus Activity:

What is your favorite type of noodle? (survey)

Prepare chart paper with the question, “What is your favorite type of noodle?” written at the top. Write various noodle types along the bottom and section each one off in a separate column. Mark each child’s response in the correct column. Count, compare, and contrast the answers.

Before Reading:

Introduce the book (author, illustrator, cover, title, spine)
The title of this book is *Oodles And Oodles Of Noodley Noodles*.

Introduce the book (author, illustrator, cover, title, spine)

The title of this book is *Oodles and Oodles of Noodley Noodles*.

Take a good look at the front cover. What do you think the book is going to be about? What makes you say that?

Readers, today while we read *Oodles and Oodles of Noodley Noodles*, we are going to focus on one key detail. A key detail is something important that happens in the book. The key detail we are focusing on today is the main idea.

The main idea is what the book is mostly about. Knowing the main idea helps good readers to better understand the book.

Introduce Vocabulary Words:

*Noodles- a thin strip of dough that is made from flour, water, and eggs and that is cooked in boiling liquid

*Oodles- a large amount of something

*Pasta- a food made from a mixture of flour, water, and sometimes eggs that is formed into different shapes (such as thin strips, tubes, or shells) and usually boiled
(sourced from learnersdictionary.com)

Refer to the list at the back of the book for each noodle type named in the story.

When students hear a vocabulary word during the reading, they can pretend to eat noodles.

During Reading:

Talking Points:

Pgs. 1 & 2 of the story: How do you think Charli feels about noodles? (loves them, crazy) How do you know? (Her hair is wild. There are noodles all over the place.)

Pgs. 11 & 12 of the story: Do you think Charli's family loves noodles as much as she does? What makes you say that? Do you love anything as much as Charli loves noodles?

After Reading:

What was the title of the book?

What was the main idea of the story? (Charli loves oodles and oodles of noodley noodles.)

Who was the main character in the story? (Charli)

Who were the other characters in the story? (Mom, the doctor, Sister, Brother, Dad, the dog, the pig)

How did Charli feel during the story? (excited, stuffed, tired, silly, happy, sick)

If there was one thing you could tell Charli about noodles, what would it be?

Follow-Up Activities:


*Draw and write the main idea on chart paper.

Illustration: Charli surrounded by and eating oodles and oodles of noodley noodles.

Main Idea: A little girl named Charli loves oodles and oodles of noodley noodles.



Kindergarten-2nd Grade
Writing Lesson
Ooodles And Ooodles Of Noodley Noodles



**Common Core Standards For English Language Arts
Writing Grade 1**

Text Type & Purposes

CCSS.ELA-LITERACY.W.1.2

Write informative/explanatory texts in which they name a topic, supply some facts about the topic, and provide some sense of closure.

Production & Distribution Of Writing

CCSS.ELA-LITERACY.W.1.5

With guidance and support from adults, focus on a topic, respond to questions and suggestions from peers, and add details to strengthen writing as needed.

Research To Build & Present Knowledge

CCSS.ELA-LITERACY.W.1.8

With guidance and support from adults, recall information from experiences or gather information from provided sources to answer a question.

Students Will Be Able To (SWBAT):

Lesson Objective and Rationale:

- *Draw a picture and write about one specific topic.
- *Good writers choose a topic and write or draw a picture to go with it. It helps them to get their ideas across clearly.

Preview Targeted Learning Behaviors:

- *Look and listen to the speaker for directions.
- *Follow the directions given to complete the drawing and the sentences.

Lesson Materials:

- **Oodles And Oodles Of Noodley Noodles*
- **Oodles And Oodles Of Noodley Noodles* Main Idea Anchor Chart
- **Oodles And Oodles Of Noodley Noodles* Main Idea Worksheet

Before Writing:

Writers, today we are going to learn to draw a picture and write about one specific topic. Our topic today is the main idea from *Oodles And Oodles Of Noodley Noodles*.

If we are going to draw a picture and write about the main idea from *Oodles and Oodles Of Noodley Noodles* that means we will draw only a picture of the main idea, write about it, and nothing else.

Good writers pay attention to the topic and follow the directions because it helps them to get their ideas across clearly.

Review the Main Idea Anchor Chart. Children will draw a picture of Charli eating oodles and oodles of noodley noodles and write the main idea of the story.

During Writing:

Refer to the Main Idea Anchor Chart. Remind children to draw Charli eating oodles and oodles of noodley noodles and write the main idea.

After Writing:

Remember, today we learned how to draw a picture and write about one topic, the main idea from *Oodles And Oodles Of Noodley Noodles*. Good writers pay attention to the topic and follow the directions because it helps them to get their ideas across clearly.



Oodles And Oodles Of Noodley Noodles

Main Idea Worksheet

Name: _____

Draw and write about the main idea.

Oodles And Oodles Of Noodley Noodles was mostly about _____

NOODLEY NOODLES



Ziti
(ZEE zee)
 It means "Young birds." It is a large-sized, tube-shaped noodle with smooth or ridged sides and ends that are cut in a straight line.



Lasagna
(LAZ-zah-nyah)
 It means "Cooking pot." It is a long, wide, flat sheet of noodle with ridged edges. It is used in stacked layers with sauce, meat, cheese and vegetables.



Farfalle
(FAH-fall-lee)
 It means "Butterflies." It is a small noodle shaped like bows or butterflies.



Tortellini
(TORT-ah-lee-nee)
 It means "Tummy button, navel shaped." It is a very small size, ring-shaped noodle stuffed with meat, cheese or vegetables.



Rigatoni
(RIGH-ah-toh-nee)
 It means "Ridged or lined." It is a large, wide, hollow, ridged, tube-shaped noodle with square cut ends.



Elbow
(EL-oh)
 It is a curved, narrow, tube-shaped noodle.



Fettuccine
(FAY-uh-CHEE-nee)
 It means "little ribbons." It is a flat, thick, long ribbon-shaped noodle.



Linguine
(LING-uh-nee)
 It means "little tongue." It is a thin, long, flat strip noodle. It looks like flat spaghetti.



Penne
(PEN-nee)
 It means "pen" or "feather." It is a medium length, thick tube-shaped noodle with ridges. It's ends are cut at an angle.



Spaghetti
(SPAN-ah-GHEE-tee)
 It means "little strings." It is a long, thin strand noodle.



Macaroni
(MAH-ah-KOH-nee)
 It means "a man fashionably dressed." It is a small, hollow, bent tube-shaped noodle.



Fusilli
(FOO-zee-lee)
 It means "little spirals." It is a noodle that is formed into a long, thick spiral shape.



Rotelle
(ROT-uh-lee)
 It means "little wheels." It is a noodle that looks like a wheel with spokes. It is also called wagon wheels.



Tubetti
(TOO-bah-tee)
 It means "small tube." It is a small, tube-shaped noodle.



Alphabet
(AL-fuh-bee-tee)
 It is a noodle cut into letters of the alphabet, and often used in soup.



Wonton
(WON-ton)
 It means "dumpling." It is a sealed, pork-filled pocket of noodle, served in soup or fried. It is often used in Chinese cooking.



Ravioli
(RAV-ah-lee-oh)
 It means "turnip." It is made from two square noodles, filled with cheese, meat or vegetables to form a pillow.

All pronunciation and definition were taken from: The Cook's Thesaurus, copyright © 1996, 2006, Linn Aker.